

## From the Prez.

March came in as a lion, so we can expect better weather to come soon so that it can go out as a lamb.

Our club has now been officially incorporated as a not-for-profit social club by the Province of Ontario; we are now the Niagara Corvette Club Incorporated. At the same time, through our membership in the NAAACCC, we have full insurance for general liability as well as Officers and Directors' liability for another year. All this means is that the business side of running the club has been essentially completed for the year and we can now concentrate more on the fun stuff such as working on our cars, participating in our club's, along with other clubs', social events and CRUISING. Remember, our Corvettes are not full size die cast models which have to be stored. They are meant to be driven and enjoyed. It won't be too much longer and they will all be on the road, so have fun with your Corvette.

Our Social Committee, once again has a full social schedule for the year. ALL MEMBERS ARE WELCOME! For most of the events that are not planned for members' homes, you can also feel free to invite your friends if they are interested in cars and having a great time. Also, remember to support the efforts of other clubs and participate in some of the events listed at "Other Events" in the calendar.

Our first "major" cruise will be the spring cruise in association with the Western New York Corvette Club on May 6. It is their turn to organize the cruise this year so plan to participate and have a great time.

Also, it is never too early to start promoting our own Car Show for July 22 at Reif Estate Winery. We need all our members to solicit financial sponsorship, as well as providing door prize items and goodie bag items. This year we would like to have at least 250 cars on the show field and if we all put in an effort, we can donate in excess of \$11,000 to the Niagara Peninsula Children's Centre. It's a great event when you can have fun, relax and socialize with other gearheads and at the same time contribute to such a worthy organization. You will hear more and more about this event as the year goes by, but I ask that you all give some thought on how you can contribute to the effort, instead of leaving it to the same few people every year. If you don't know how you can help, feel free to call myself or contact Gloria or Dave Drake.

Let's make this another great year to enjoy with our favourite cars and our good friends, either at the track, on the show field or just cruising the countryside. It's a great life; so enjoy it while you can.

**Happy Corvetting and remember to Save the Wave!**

# George



© Mark Parisi, Permission required for use.



© Mark Parisi, Permission required for use.

# A Note From the Editors

March

Happy St. Patrick's to the members, it is not long to Spring just 2 more weeks.

We would like to send out a Thank-You Wendy and Denny for a fun afternoon of NASCAR. Hope all that have had some warm weather vacations have enjoyed themselves and are ready to head into some spring weather and fun times with their cars. For added benefit we will be turning our clocks ahead this month early for longer days that is always nice to look forward to.



Wishing all members a Happy St. Patrick's Day.

Diane and Bruce



## Happy Birthday this month!

- Janet Campbell    Robert Lecours
- Carol Hill        Gloria Drake
- Bru Sabourin    Tim Conway
- Karen Sirianni
- Livia Weber



## 2007 Newsletter Submissions

Your ideals and contributions for the newsletter are very much welcome. Submissions of articles can be e-mail, fax, or hardcopy formats. The deadlines for monthly submissions are:

### Issue

March	March 14
April	April 11
May	May 9

Interesting



## HIGHLIGHTS OF March 6, 2007 MEETING

Attendance: 30

- George introduced Ron Sutton as a guest. He has an '89 Vette. Welcome Ron.
- Incorporation is now complete. The Niagara Corvette Club has now been incorporated as a not-for-profit organization with the province of Ontario.
- Mike Sirianni moved that the membership approve the by-laws as submitted with the application for Incorporation. It was seconded by Fred Hutchison. The motion was passed unanimously.
- Insurance – Our insurance policy through the NAAACCC has been renewed as of March 20, 2007.
- Investment – A redeemable GIC has been purchased by the club to ensure that we would always have the funds available to cover our insurance deductible as well as insurance payment.
- NAAACCC Membership cards are available from Helen or Gloria for all paid up members.
- The Car Wash at Kala's will be held on June 2. Vic will try to have the new mayor of St. Catharines present to wash cars with our members. Great opportunity to promote NCC and the NPCC. **Need the support of the membership for this event.**
- Discussion occurred regarding the fact that monthly meetings are social meetings to promote networking and social activities and therefore do not have to be formal. The club's general meeting of the membership and annual meeting will be February 2008.
- Calendar of events held by other clubs and organizations was read for March & April. See attached calendar of events.
- Dave has spoken to Tom Wills regarding his Wills Super Chevy Showdown scheduled for Aug. 11<sup>th</sup>. We will have a club display showing each of the 6 generations along with other club cars. Must pre-register; forms available from George or Dave D.
- Reif Wineries has won another award for his one of his wines. **Congratulations Klaus.**
- Marilyn, in Glennice's absence, read the motions that were previously approved at the February 6<sup>th</sup>, 2007 meeting.
- Gloria presented the club's financial status as of end of February. Detailed information available from Gloria at the meeting.
- Three members renewed this evening.
- Wendy B reviewed the past 3 social events and presented the new social calendar for March and April. A new social event is scheduled for April 14. Refer to the Club's Social Calendar in the newsletter.
- **All address or e-mail changes, please forward to executive ASAP.**
- DSE Tour scheduled for Saturday, March 17. This is an engine building facility and fabrication shop. Interested parties should contact George or Tom Spence.
- Bill Colclough, stated the Web Site will be completely updated by April, although some changes have already taken place.
- **50/50 Draw:** Robert Lecours was the winner this month.

Next Meeting: Tuesday, April 3, 2007 at FRADO'S



## SOCIAL UPDATE

Social events are a great way to help shorten the winter season.

On February 2nd a large group attended Kelsey's for dinner, most couples participated in a brainteaser and a great meal was enjoyed. Thanks to the management of Kelsey's (YMCA Drive) for donating a gift certificate for our game prize.

Our next event was a very successful NASCAR party at the Lindberg's. All enjoyed Wendy's cooking and we certainly appreciate her and Denny opening up their home to us all. We always feel very welcome there.

March 3rd was our breakfast at White Meadows Farms and Sugar Bush tour. The weather was favorable and we all had an excellent 'home made' tasting breakfast. The tour was a lot of fun - even the ride on the enclosed hay wagon was a hoot! We all left thinking the experience was well worth it. We would recommend it to anyone.

By the time you read this we will have had our annual bowling night (March 10th) and dinner at J.J. Kapps.

A new event planned for Saturday, April 14th is dinner at a restaurant and then back to a member's home to have a Trivia Tournament. I'd like to ask the membership to consider hosting this event. You do not have to provide food or drinks (BYOB), just allow us to use your home.

(Please call Wendy B to volunteer 905-834-6983). Hopefully we will be able to drive our cars to this event! Keep your fingers crossed. More info will follow at the April meeting.



## 2007 EVENT CALENDAR

Mar.	3	Sugar Bush & Pancake Breakfast (9:30)	Wendy Bas	
	6	NCC General Meeting - Frado's		
	10	NCC Bowling Night - Parkway Lanes (5:00/7:00)	Leslie Daudelin	St. Catharines
	17	DES Engine Builder's Trip	Tom Spence	Binbrook
Apr.	3	NCC General Meeting - Frado's	Wendy Bas	Port Colborne
	14	Dinner @ Country Store (5:30)	Helen Lecours	Port Colborne
	14	Trivia Tournament @ Keighans (7:00)		
May	1	NCC General Meeting - Frado's	Wendy Bas	
	6	Spring Cruise with WNYCC		
	12	Lunch @ Hernder's Winery & Cruise		
Jun.	2	NCC Car Wash Day @ Kala's (9:00 AM)	George Dalbergs	St. Catharines
	5	NCC General Meeting - Frado's		
	8-10	Fleetwood Farm Car Show	Wilf Seniuk	London
	16	3rd Annual NCC Road Rally (12:30)	Larry Schmor	
	16	Barbeque	Roger Copeland	St. Catharines
	23	Sudbury CC Show & Shine	George	Sudbury
	23	Mini cruise & sunset with Hot Dogs	Jack Hill	Beamsville
Jul.	3	NCC General Meeting	George Dalbergs	St. Catharines
	7	Downtown Classic Car Show (10:00)	Leslie Daudelin	
	8	Scavenger Hunt & BBQ @ Daudelins		
	14	Progressive Dinner		
	22	NCC CAR SHOW - Show & Shine	Gloria Drake	Reif Winery
Aug.	7	NCC General Meeting - Frado's	George Dalbergs	St. Cath.
	10	GM Engine Plant Tour - Corvettes, etc.	George Dalbergs	Grimsby
	11	Wills Super Chevy Showdown - Club Display (10:00)	Wendy Bas	Port Colborne
	11	Vette Together @ Bas Farms (3:00)	Glennie Wilkinson	St. Cath.
	18	Pool Party & BBQ @ Wilkinsons	Leslie Daudelin	Carlisle, PA
	24-26	Corvettes @ Carlisle	Wilf Seniuk	Virgil
Sep.	4	NCC General Meeting - Frado's	George Dalbergs	Beamsville
	7	Lincoln County Fair Cruise Night (6:00)	Wendy Bas	Crystal Beach
	22	Sunset Cruise from Palmwood (4:30)	Dave Drake	Grimsby
	30	Fall Cruise & Poker Run - Gateway		
Oct.	2	NCC General Meeting - Frado's		St. Catharines
	27	Halloween House Party @ Marquis'		Niagara Falls
Nov.	6	NCC General Meeting - Frado's	John Gibbons	
	24	NCC Christmas Dinner		
Dec.	4	NCC Social Evening (6:30) - Ricki Jos	Margaret Keighan	St. Catharines

## 2007 EVENT CALENDAR

<u>OTHER EVENTS</u>		
<b>Mar.</b>	9-11 Performance World - International Trade Centre 17 Wilson-Niblett Tech Session (1 - 4) 18 Automotive Swap Meet - Tillsonburg Event Centre 23-25 1st Annual London Auto Expo - Western Fairgrounds 24-25 National Motorcycle Show - Automotive Bldg. 25 <b>Rodmasters Spring Swap Meet - Marritt Hall</b>	Mississauga Richmond Hill Tillsonburg London Toronto Ancaster
<b>Apr.</b>	12-15 Lowes Motor Speedway Spring Lions Autofair 13-15 RM Spring Classic Car Auction 14 CCO's Gateway Technical Session 15 Richmond Green Indoor Automotive Flea Market 18-22 <b>Spring Carlisle</b> 20-21 <b>Spring Auction @ Carlisle</b> 22 Automotive Flea Market 29 <b>Road Runners Car Show &amp; Swap Meet - Marritt Hall</b>	Charlotte NC Mississauga Brampton Richmond Hill Carlisle PA Carlisle PA Virgil Ancaster
<b>May</b>	5 McKenzies Tillsonburg Collector Car Auction 12 Car Show & Swap Meet / Cruise with Car Truck Auction 25-26 <b>NCRS Ontario Chapter judging meet</b> 26-27 Waterdown Spring Swap Meet & Car Show - Joe Sams Park 27 Classic Car Show @ the Festival Theatre	Tillsonburg Caledonia Oakville Waterdown Stratford
<b>Jun.</b>	3 <b>15th Annual Hillfest @ Wilson Niblett</b> 3 2nd Annual Unfinished Nationals Car Show - Fairgrounds 7-10 Spring Barrie Automotive Flea Market - Burl's Creek Park 8-10 <b>Fleetwood Farms Country Cruise-in</b> 9-10 Paris Expo 2007 Antique Vehicle & Cruise In - Fairgrounds 10 Windsor Waterfront Corvette Show 10 Highwayman Car Club Graffiti Car Show - Waterloo Gun & Rod Club 16 Concourse D'elegance 2007 - Chinguacousy Park 17 Rods & Relics Car Show @ the Racetrack 17 London Swap Meet - 17-18 Wasaga Fun Run & Cruise-in 23 CWO Show & Shine 23-24 30th Annual Flea Market & Car Show - Wellington Sportsplex 24 CCO Gateway to Corvettes 30 150th Anniversary Car Show	Richmond Hill Paris Barrie London Paris Windsor St. Jacobs Brampton Fort Erie London Wasaga Beach Woodstock Fergus Brampton Freelon

<u>OTHER EVENTS</u>		
<b>Jul.</b>	Canal Fest @ Lock 8 Park 7 PRCC Hogans Evening Show 6-8 Grand Prix of Toronto - CART 22-26 <b>NCRS National Convention</b> 27-29 CSRA Rod & Custom Nationals - CANATS 2007	Port Colborne Toronto Toronto Boston, MA Markham
<b>Aug.</b>	Classic Cruisers Car Show Dunnville Slowpokes Super Cruise/Car Show - Sobey's 4 <b>COSO Show &amp; Shine</b> 11 SCCC Concourse Show 12 NEXTEL Cup @ the Glen 17-19 Wasaga Beach Cruise 24-26 <b>American LeMans Series - Mosport Park</b>	Sudbury Dunnville Simcoe Welland Watkins Glen Wasaga Beach Mosport
<b>Sep.</b>	6-9 37th Annual Fall Barrie Automotive Flea Market 9 Zippo U.S. Vintage Grand Prix 14-16 Lowes Motor Speedway Fall Lions Autofair 16 London Swap Meet 22-23 <b>Waterdown Swap Meet &amp; Car Show</b>	Barrie Watkins Glen NY Charlotte, NC London Waterdown
<b>Oct</b>	3-7 <b>Fall Carlisle</b> 5-6 <b>Fall Auction @ Carlisle</b> 28 <b>Rodmasters Fall Swap Meet - Marritt Hall</b> 30-31 <b>SEMA Show</b>	Carlisle, PA Carlisle, PA Ancaster Las Vegas
<b>Nov.</b>	1-2 <b>SEMA Show</b>	Las Vegas

## Chips & Scratches

### **“Touching up small nicks & scratches is well within the skill of most car enthusiasts”**

You'd be hard pressed to find a car on the road that does not have paint chips and parking lot scratches. While good detailing practices can't prevent nicks or scratches, repairing them will restore your Corvette's "like new" appearance. These methods have been used for years to repair chips and minor scratches.

#### WHAT'S POSSIBLE & WHAT ISN'T

Touching up small nicks and scratches is well within the skill level of most do-it-yourself car enthusiasts. Some nicks can be quickly repaired with a small dab of touch-up paint, while others will require more time, effort and skill. It's important to know what you should and shouldn't tackle based on your knowledge of paint and tools.

By far, the easiest colours to repair are black and white. Black and white are very forgiving on shade variations. Conversely, metallic paints (those with metal flakes) can be quite difficult to match perfectly.

Before you get started repairing nicks and scratches, you should know what to expect. Small nicks are easy to repair by filling the nick with paint, levelling the filled area, and buffing the repair area to blend and restore lustre. Repairing small scratches, from a key or shopping cart, is similar, but more time consuming. Fixing a ding (a small dent which may or may not have a nick out of the paint) is not commonly possible by the do-it-yourselfer.

Here are some other things you should know.

If you know your Corvette's factory paint code (be sure it has original paint), you can purchase an exact colour match touch-up paint from your local dealer. If you don't know the factory paint code, look in your owner's manual for the location of the code, or ask your dealer. If you have a late model Corvette, chances are you will find a colour match at your local auto paint store. Use a small artist's paint brush (#2 is ideal) or a round, wooden tooth pick to apply the touch-up paint, not the fat brush included with the bottle of touch-up paint. Always test the touch-up paint for colour match in an inconspicuous area. The area to be repaired must be perfectly clean and free of wax, rust and oils. Don't attempt to touch-up if the temperature is below 60 degrees Fahrenheit.

What you need to properly repair nicks & scratches.

- Colour matched touch-up paint
- Automotive or metal primer
- Citric acid based cleaner like P21S Total Auto Wash
- Prep solvent (Prepsol) or denatured alcohol
- Foam Swabs (from electronics store) or pop swabs containing alcohol
- Meguiar's Unigrit Sanding Block and 1200 grit wet & dry sand paper.
- 3M Medium grit hand rubbing compound
- #2 Artist's paint brush and round wood tooth-picks
- Cotton terry towels
- New pencils with unused erasers
- Rubber cement
- Plastic cups
- Blue masking tape (easy release type)
- Large diameter paper hole punch (hand type)

## PREPARATION PROCESS

Before applying paint, you must prepare the chip to accept paint. Although paint may adhere for a while to a chip with rust, dirt or oil, eventually the repair will fail. The preparation process begins the day before you repair the paint chips and scratches. The afternoon before starting your chip repairs, wash your Corvette. After washing with the normal car wash, spray the areas you plan to repair with P21S Total Auto Wash, allow to sit for a minute, and then scrub well with your sponge. P21S Total Auto Wash will remove all wax and oil from your paint. Dry your Corvette thoroughly and put it away for the night.

After washing your Corvette, make up several sanding pencils. Use a hole punch to punch out a few dots from the 1200 grit wet and dry sandpaper. Apply the sandpaper dots to the end of your pencil eraser with rubber cement. Allow them to dry over night. You will use the sanding pencils to scuff-up and clean out your nicks.

To make the chip ready for touch-up paint, you must make sure it does not have any loose edges, clean it and sand it. I use a toothpick to check the edges of a chip. If loose or lifted, I use the toothpick to knock off the loose paint. To clean, I like to use denatured alcohol or Prepsol and a foam swab. I pour a little bit into a plastic cup and use a foam swab to clean the chip and surrounding area. Next, I use a sanding pencil to clean out the chip and rough up the edges. Simply dip the sanding pencil into a cup of clean water, dab a few drops of water on the chip, and gently rotate the sanding pencil over the chip. Keep the area you sand as small as possible. Rotating the sanding pencil back and forth in your fingers 8-10 times should be enough to do the job. If the chip has exposed bare metal (I know your Corvette isn't metal, you can use this part on steel cars), or if you can see rust forming, use the edge of the pencil eraser to remove the rust. When you finish sanding the chip, dry with a terrycloth towel and clean it again with Prepsol and a foam swab.

## APPLYING TOUCH-UP PAINT

Once the damaged areas are cleaned and prepared, you can begin the touch-up itself. If a chip exposed bare metal (fibreglass), you must primer the chip before the colour touch-up.

After mixing thoroughly, pour or spray a small amount of your primer into a plastic cup. Next, use a clean toothpick to apply the primer. You do this by dipping just the tip (2-3 mm.) of the toothpick into the primer. If you get a blob, wipe it back.

Next, you touch the tip of the toothpick to the centre of the chip and allow the paint to flow off of the toothpick into the chip. You will be amazed how well the capillary action works. If you prefer, you can use a #2 artist's brush. Do not allow the primer to overflow the sides of the chip. Allow the primer to dry for 2-3 hours. You can speed dry the primer with a hair dryer after allowing it to air dry for one hour. Simply wave the hair dryer 3-4 inches over the primed chip for 30-40 seconds. Do not touch the chips with your hands, as the oils from your skin will prevent the colour coat from adhering. Now, mix your colour-matched paint thoroughly and pour a small amount into a clean plastic cup. As with the primer, use a clean toothpick or #2 artist's brush to apply the colour coat. Touch the toothpick or brush to the centre of the chip and allow capillary action to pull the paint into the chip. Apply a small dab at a time and allow it to dry for 2-3 hours. You must repeat this process several times, so don't try to fill the chip in one pass. Apply several thin layers, and you will get much better results.

If you're a purist in pursuit of perfection, substitute a clearcoat for the last 2-3 coats; a must for any Corvette using a basecoat/clear coat finish, Pearls, etc.

The colour touch-up process is complete when you have applied enough coats to slightly overfill the chip onto the roughed up area surrounding the chip. Once you've filled the chip, allow it to dry for another 24-48 hours. The longer the better.

## LEVEL AND BUFF

Until you level or mill the paint repair down to the same plane as the original paint, all you'll have is an ugly looking blob. This is easily fixed using the Meguiar's Unigrit sanding block, which helps remove the sags, runs and other isolated defects with surgical precision. Don't forget to soak it overnight before you use, as the directions indicate.

To level you paint chips, use your finger to put a small dab of car shampoo on the chip repair for lubrication. Next, using the Unigrit Sanding Block or 3M sanding paper to mill the high spot off the chip repair. Always pull the sanding block towards you. Never rub it back and forth or in a circle. When the block dries out, dip it into your bucket of water again. Keep the area well lubricated with water and shampoo. The sanding block will dull the paint. Do not fear as the polish will easily restore the lustre. When the surface looks level, dry it with a clean towel and inspect with your fingertips. If you can feel a high spot, it needs more work.

The final step is to buff out the repair with a good hand polish. I like to use 3M Perfect-It Rubbing Compound or Eagle One Scratch Remover (fine or medium grit compounds) followed by Meguiar's Hand Polish or 3M Perfect-It Swirl Remover. Apply the compound and polish to a clean foam applicator pad, rub into the paint area using a short back and forth motion (not in circles) then buff out with a clean terry cloth towel. TADA! The blemish is gone.

## SUMMARY

Learning to repair paint chips and scratches is not difficult. After buffing out a few scratches and filling a couple of chips, you will become comfortable with the process. The reward is a great looking Corvette and a lot of money saved.

Most paint shops won't bother with repairing chips because it is often faster for them to repaint an entire panel. If you keep up repairing the chips and scratches, you can avoid repainting for a long time.



Happy Waving.

Reprint from February 2007 issue of CCO's monthly newsletter – Touch of Thunder



## Miscellaneous Ramblings

- Chrysler has a Dodge Demon Roadster concept car which is meant to compete against the Mazda Miata, Pontiac Solstice & Saturn Sky. It has a 172 HP I-4 engine and is targeted to sell for \$15,000 US. [Automobile Magazine]
- GM is offering a 2007 Corvette Indy Pace Car with special graphics, etc. MSRP is \$66,995 US. [Automobile Magazine]
- GM is also offering a special edition Corvette for 2007. It is the Ron Fellows ALMS GT1 Championship Z06. This is the first time that a special edition is being built to commemorate an individual. Only 399 are planned to be built at \$77,500 US. [Automobile Magazine]
- The Chevrolet VOLT hybrid shown at the Detroit Auto Show has garnered more interest from the public than the new Camaro. [Automobile Magazine]
- Pontiac will be offering a new Pontiac G8 rear wheel drive sedan. It will be powered by a 6.0 I V-8 with 362 HP. This sedan is based on the Holden Commodore and will be available early in 2008. [Automobile Magazine]
- Last year, the Pontiac Solstice outsold the Mazda Miata in the U.S. by 18%. This is considered a major achievement. [Corvette Magazine]
- The GT1 Class at the 24 Hours of LeMans in 2007 will have 2 Corvettes, 2 Aston Martins and 1 Ferrari Maranello. The Maserati's presence is unknown since this car, although very fast and competitive, does not meet all the ACO requirements for this classification. [Corvette Magazine]
- 



## [Tech Tips](#)

### **CORVETTE TIRES BY MAC CROSS**

Recently, during the NCRS Road Tour to the St. David's area, I somehow picked-up a construction/drywall NAIL in my right-rear 18" tire SIDEWALL in our Z06. It was toast.

Fortunately, I spotted the nail after we parked in our own driveway. Needless to say, I was relieved, but somewhat apprehensive of the imminent cost of replacement, and the efficiency of the removal of the old tire, and mounting of the new on my Chrome Z06 wheels. My dealer (biggest Corvette Dealer in Canada), told me it would be a 5-day wait, since the Goodyear F1 Super Car 18" Z06 tire had to come in from Goodyear U.S. (local Goodyear warehouse had NONE!!). List price was \$813 and my price would be \$570 (30%). Then, I remembered buying several tires from a 'friend' near the airport a few years back for my wife's previous Mustang GT Convertible (17" Goodyear Eagle tires, and 4 Eagle M+S snows/extra aluminum 5-star wheels).

I called him and he said he had 8 of these "rare" 18" SC tires in stock (plus 17" fronts), and price would be \$399 (less than 50% off) for immediate delivery. Needless to say, I bought them promptly, removed my wheel, took it to my Chevy dealer who has all the proper SC and runflat tire installation equipment, and competent techs.

For the Newsletter ....I thought it would be helpful to the Ontario NCRS membership at large to be advised of this Goodyear tire dealer, as he carries many sizes for C5s , C4s and more. And prices are excellent. I have no personal involvement with him, just a happy customer several times over.

He is "Bramalea Tire" at 2020 Clark Blvd, in Brampton (N.E. corner of Airport Road ....905-793-1881). Owner is John McMahon. Website [www.bramaleatire.com](http://www.bramaleatire.com) (click on 'Deals of the Week').

Snapshot of some current "deals" on the website.....

65 40ZR17 EAGLE F1 SUPERCAR Z06 CORVETTE 639.95 299.00  
55/45R17 EAGLE GS-C 93-96 CORVETTE 544.50 269.00  
55 45R17 EAGLE HP ULTRA PLUS 93-96 CORVETTE 438.35 199.00  
65 40ZR17 EAGLE F1 GS-D2 651.75 249.00  
85 40ZR17 EAGLE GS-C 93-96 CORVETTE 635.50 289.00  
85 40ZR17 EAGLE HP ULTRA PLUS 93-96 CORVETTE 527.30 259.00  
95/35ZR18 EAGLE F1 SUPERCAR Z06 CORVETTE 789.45 334.00  
95 45ZR18 EAGLE F1 GS FORD LIGHTNING 624.10 299.00  
15/35ZR17 EAGLE GS-C 746.75 349.00

### ***American Le Mans Series 2007 Schedule***

The American Le Mans Series has released a 12-event schedule that features new races in St. Petersburg, FL; Long Beach, CA and Detroit, MI. Corvette Racing will be participating in all 12 races plus the 24 Heures du Mans – June 16 and 17. Stay tuned to NCM eNews for information on each race and how you can be a part of the exciting Corvette Racing Corrals!

#### **2007 American Le Mans Series Schedule**

March 17, Mobil 1 Twelve Hours of Sebring, SPEED

March 31, St. Petersburg, SPEED

April 14, Long Beach, SPEED

April 21, Houston, CBS Sports

May 19, Salt Lake City, CBS Sports

July 7, Lime Rock Park, CBS Sports

July 22, Mid-Ohio, CBS Sports

August 11, Road America, NBC Sports

August 26, Mosport, SPEED

September 1, Detroit, SPEED

October 6, Road Atlanta/Petit Le Mans, SPEED

October 20, Mazda Raceway Laguna Seca, SPEED

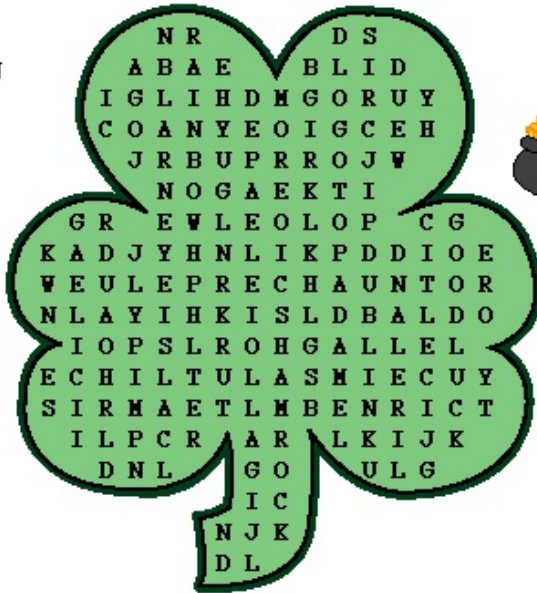
# Fun Stuff

## • St Patrick's Day Riddles

- What is out on the lawn all summer and is Irish?
- What do you call a fake stone in Ireland?
- Why do frogs like St. Patrick's Day?
- When is an Irish Potato not an Irish Potato?
- What does it mean when you find a horseshoe?
- Why did the elephant wear his green sneakers instead of his red ones?
- Why is a river rich?
- What do you get when you cross a pillowcase with a stone?

## SHAMROCK WORD SEARCH

LEPRECHAUN  
IRELAND  
IRISH  
DUBLIN  
JIG  
RAINBOW  
POTOGOLD  
SHAMROCK  
GOODLUCK  
BLARNEY  
GAELIC  
PATRICK  
GREEN  
CELTIC



### A Brain Teaser For You!

Three guys go into a hotel to share a room. The desk clerk tells them the room is \$30.00, so they each put in ten dollars and go up to their room. Later, the clerk realizes he made a mistake, and the room is only \$25.00. So, he gives the bellhop five dollars to take back to them. But the bellhop is a little crooked and figures they can't split five dollars between the three of them evenly, so he gives them back three dollars and pockets two. Each guy paid ten dollars and got one dollar back, so each guy paid nine dollars. Nine times three is twenty-seven, plus the two the bellhop kept makes twenty-nine. Where's the other dollar???

I don't know the answer, but perhaps a leprechaun could tell you

....if you can catch one! =o)



**off the mark** by Mark Parisi  
www.offthemark.com



© Mark Parisi, Permission required for use.